

from nature
to natural

The raw materials used to create Marmoleum come directly from nature, resulting in a completely natural product. Even the adhesives used to install it are environmentally friendly and free of solvents.



linseed oil is extracted from the seeds of the flax plant, the source for linen. It is easy-to-cultivate from nature's abundant supply.



pine rosins are extracted from pine trees, then mixed with linseed oil to produce the flexible binder and adhesive found within a Marmoleum floor. The specific pine trees from which the rosins are extracted exist in abundance throughout the world.



wood flour is obtained through lumber industry wastes (sawdust) and controlled forests in European countries – where every tree felled is replaced. Similar to the agriculture of the flax plant, the constantly renewable crop of trees makes wood flour virtually inexhaustible. No tropical hardwoods are ever used.



environmentally responsible pigments provide you with the deep, vibrant and beautiful colors of a Marmoleum floor.



jute fibers make up the backing of a Marmoleum floor. The jute fibers are woven together and contribute to the quietness of your floors. Jute is grown primarily in India and Bangladesh, and is plentiful and highly renewable. *(The backing for tile is polyester for dimensional stability.)*

Forbo Flooring Systems
U.S. Headquarters
P.O. Box 667
Humboldt Industrial Park
Hazleton, PA 18202
ph: 1.866.MARMOLEUM
ph: 570.459.0771
fax: 570.450.0202
info@themarmoleumstore.com
www.themarmoleumstore.com

Forbo Flooring Systems
Canada Office
25 Pollard Street
Richmond Hill, ON L4B 1A8
ph: 866.661.2351
ph: 416.661.2351
fax: 416.661.5362
info@themarmoleumstore.com
www.themarmoleumstore.com

creating better environments

forbo

FLOORING SYSTEMS



ambering

a natural
phenomenon






marmoleum[®]
seriously fun floors...naturally

marmoleum[®] *click*
seriously fun floors...naturally

ambering
a natural phenomenon

When Marmoleum is first taken out of its packaging, you may notice a slight yellowish cast visible on its surface. This yellow cast is known as ambering and is caused by the oxidation of Marmoleum's main ingredient... linseed oil. Linseed oil continues to harden over time—it makes Marmoleum more durable, it's anti-static properties repel dust making floors easy to clean, and its oils are continually oxidizing which prevents micro-organisms from living or breeding on your Marmoleum floor. When you see that yellowish cast on your new Marmoleum floor—be thankful it's there.

As time passes, the ambering will fade as your floor is exposed to light, but its beneficial features will not. Ambering may dissipate in a few hours under bright sunlight, or in a few days if under artificial lighting. Cleaning or applying any sort of finish to the surface will not lessen or speed up the ambering color purification process. Only light, time and good ole' mother nature will reduce the amber appearance. So relax – and let nature take its course.



true color comes shining through

Many of Marmoleum's colors will be affected slightly by this phenomenon. Others, such as light blues, greens and soft ivory tones will display a more pronounced color variation.

To discover the true color of your Marmoleum floor, follow these few simple steps:

1. Take a piece of Marmoleum and cover one half with heavy paper or thick surface, such as cardboard or another piece of Marmoleum.
2. Place these pieces in direct sunlight for approximately 1 hour.
3. After the time has passed, remove the cardboard or heavy material and see the visual difference first hand.